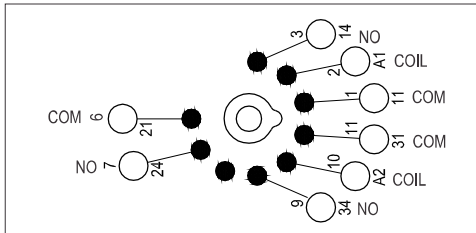


S11D-A

Only
38 mm
WIDE

**Socket for P3 3N/O Relay
DIN Rail or Panel Mountable**

Wiring diagram



Specifications

Poles 3 Normally Open Contact (11 pins)
Nominal load : 10A / 250V

Insulation: Di-electric strength, 1minute

Between contact and coil	2.5 KV
Between all terminals and DIN Rail	2.5 KV
Between adjacent terminals	2.5 KV

Max. screw torque	0.5 Nm
Screw dimensions	M3, Pozi

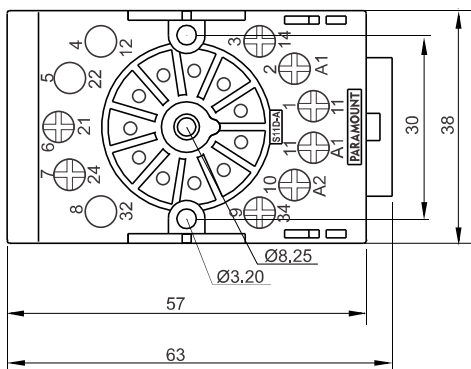
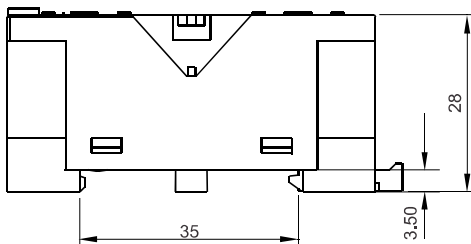
Wire in-lets capacity:

Solid Wire	4sq mm or 2 x 2.25 mm
Multi core	22 14 AWG
Ferrule tip terminals	4 mm sq

Weight Approx.	47 gms.
----------------	---------

Dimensions

in mm



Other Aspects

DIN Rail / Panel Mountable
EN / DIN Sequential Numbering according to EN 60947 & IEC 61810
Integrated Relay Hold Down Clip
Removable White Marking Label
Hard Brass Tin Plated Terminals
Brass Tin Plated Screws

Approvals

